

Guide to using Exemplify



My Computer
Acrobat Reader
Outlook 2016
Exemplify

Double-click on "Exemplify"

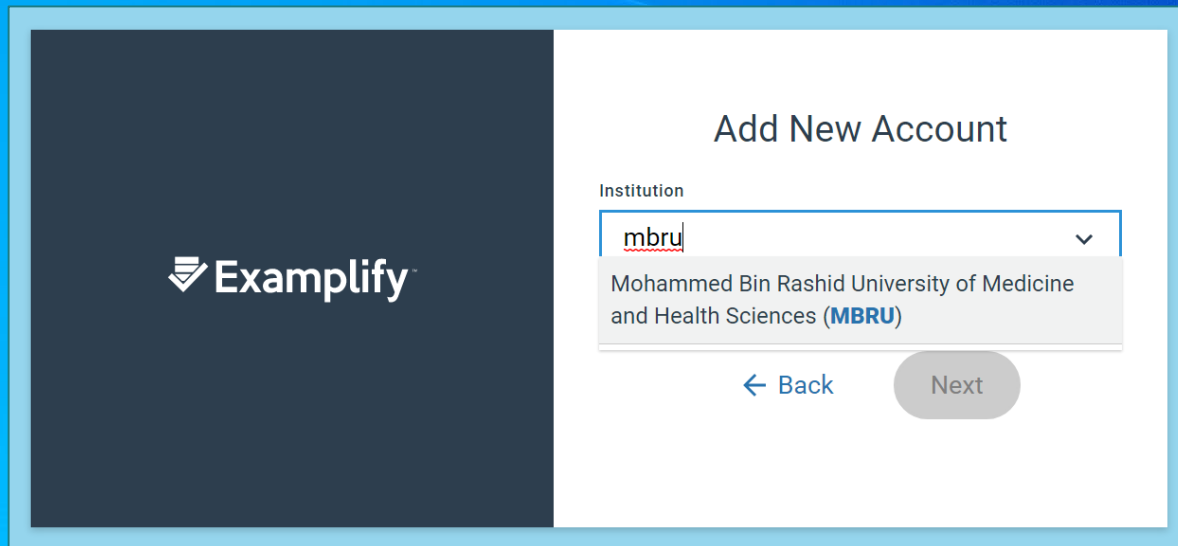


Engineering System
Rad TIPS
Google Chrome
GRP System
IMPAX
Internet Explorer
Datax DHIA Incident...
Recycle Bin

Dubai Academic Health Corporation

Type here to search
28°C Sunny
10:18 AM
15/02/2023

Enter "mbru" under the institution and select the institution



Exemplify

Add New Account

Institution

Mohammed Bin Rashid University of Medicine and Health Sciences (**MBRU**)

[← Back](#) [Next](#)

Dubai Academic Health Corporation

Click "Next", after selecting the institution

Add New Account

Institution



Mohammed Bin Rashid University of M

Enter the Institution ID sent to you via email or find your institution above.

← Back **Next**

Dubai Academic Health Corporation

A browser will open, enter the registered email address and click on “Next”.


 |  Office 365

Sign in

kevin.minion@students.mbru.ac.ae

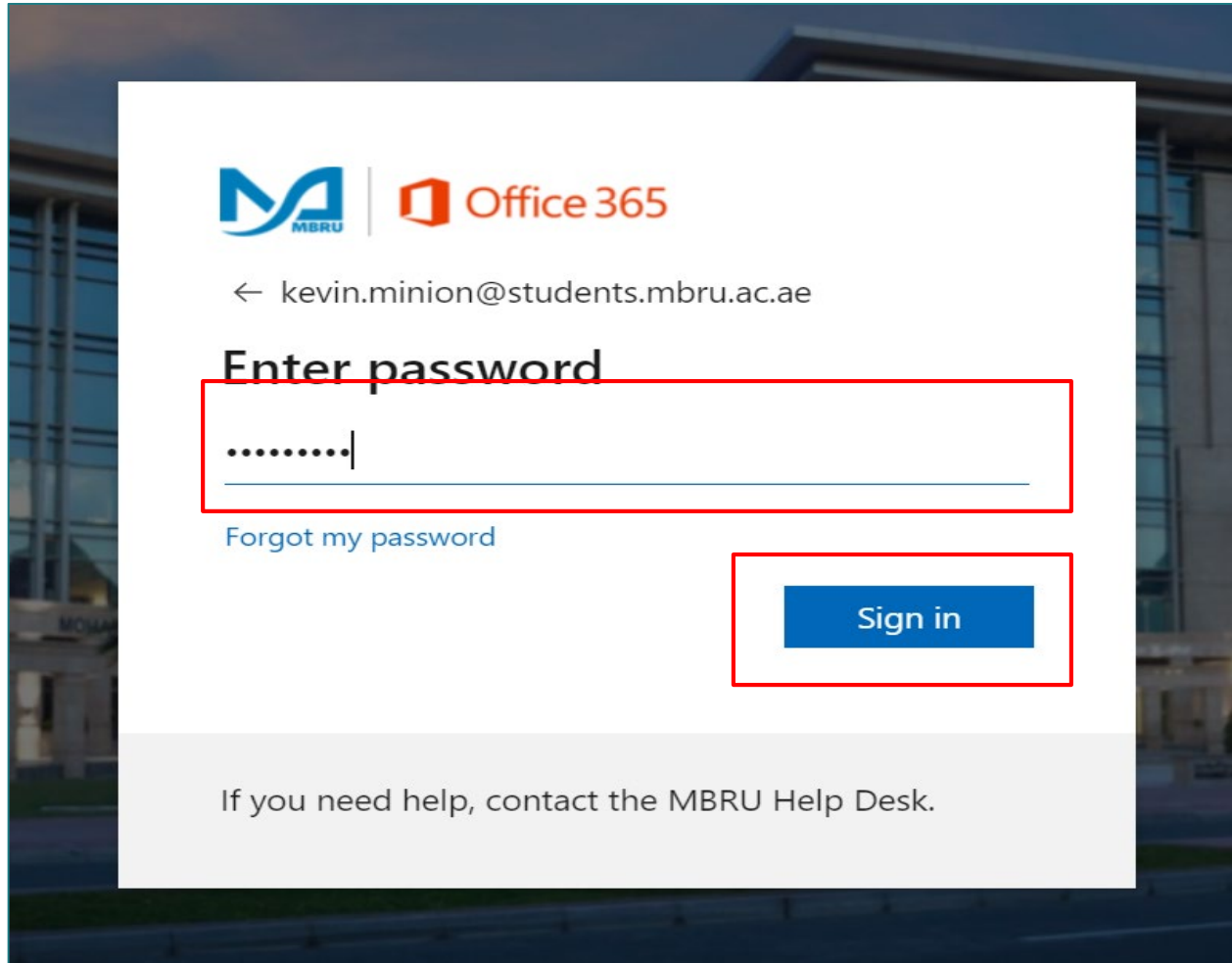
[Can't access your account?](#)

If you need help, contact the MBRU Help Desk.

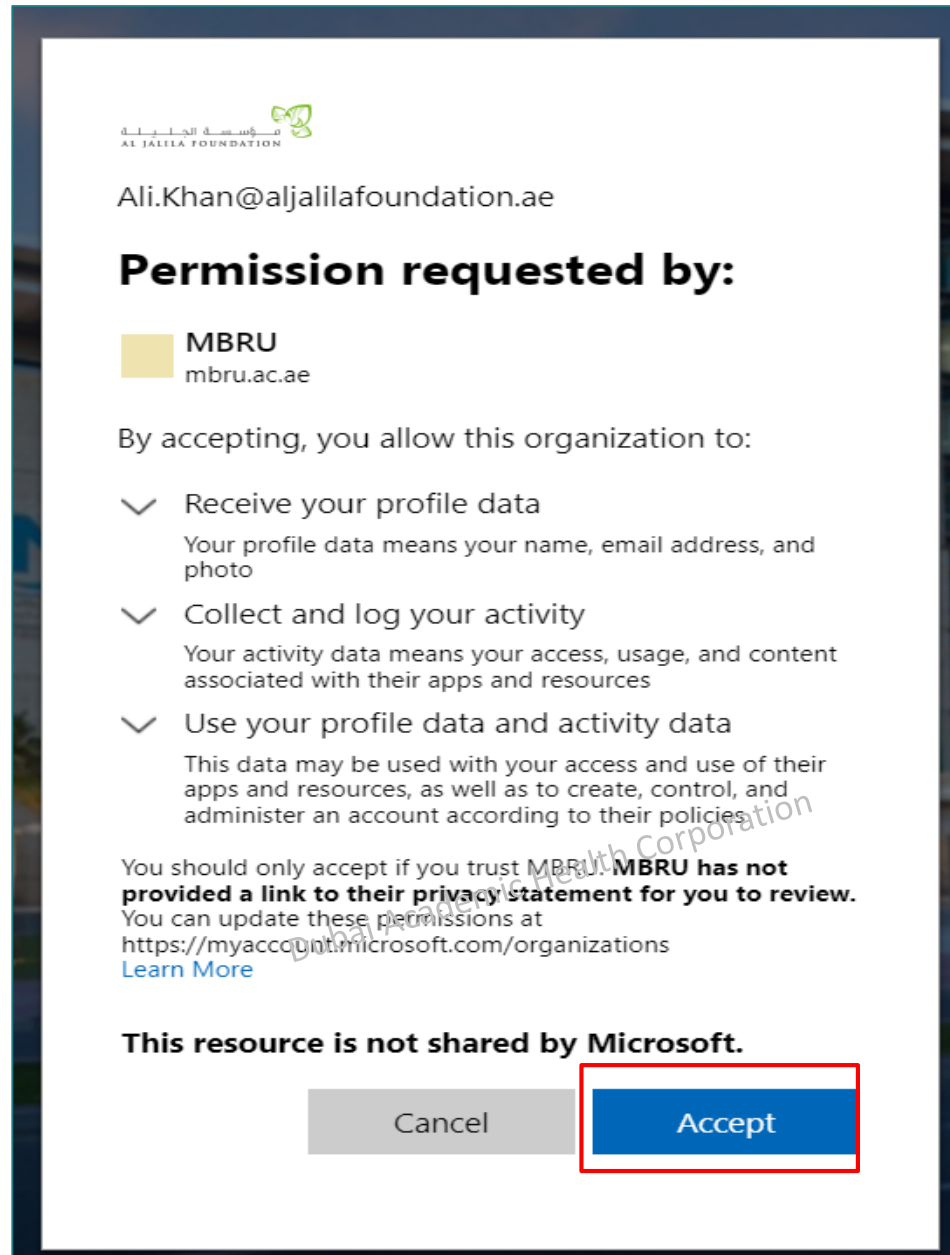
 Sign-in options

Dubai Academic Health Corporation

Enter the password shared by email and Click **“Sign in”**.



Click on “Accept”, to login to Exemplify




The screenshot shows a permission request dialog from Microsoft. At the top left is the logo for 'AL JALILA FOUNDATION' with the Arabic text 'مؤسسة الجليلية' above it. Below the logo is the email address 'Ali.Khan@aljalilafoundation.ae'. The main heading is 'Permission requested by:'. Underneath is a yellow square icon followed by 'MBRU' and 'mbru.ac.ae'. The text 'By accepting, you allow this organization to:' is followed by three checked items, each with a downward arrow icon: 'Receive your profile data' (with subtext 'Your profile data means your name, email address, and photo'), 'Collect and log your activity' (with subtext 'Your activity data means your access, usage, and content associated with their apps and resources'), and 'Use your profile data and activity data' (with subtext 'This data may be used with your access and use of their apps and resources, as well as to create, control, and administer an account according to their policies'). Below these items is a warning: 'You should only accept if you trust MBRU. MBRU has not provided a link to their privacy statement for you to review. You can update these permissions at https://myaccount.microsoft.com/organizations Learn More'. At the bottom, there is a statement 'This resource is not shared by Microsoft.' and two buttons: a grey 'Cancel' button and a blue 'Accept' button, which is highlighted with a red rectangular border.

مؤسسة الجليلية
AL JALILA FOUNDATION

Ali.Khan@aljalilafoundation.ae

Permission requested by:

 **MBRU**
mbru.ac.ae

By accepting, you allow this organization to:

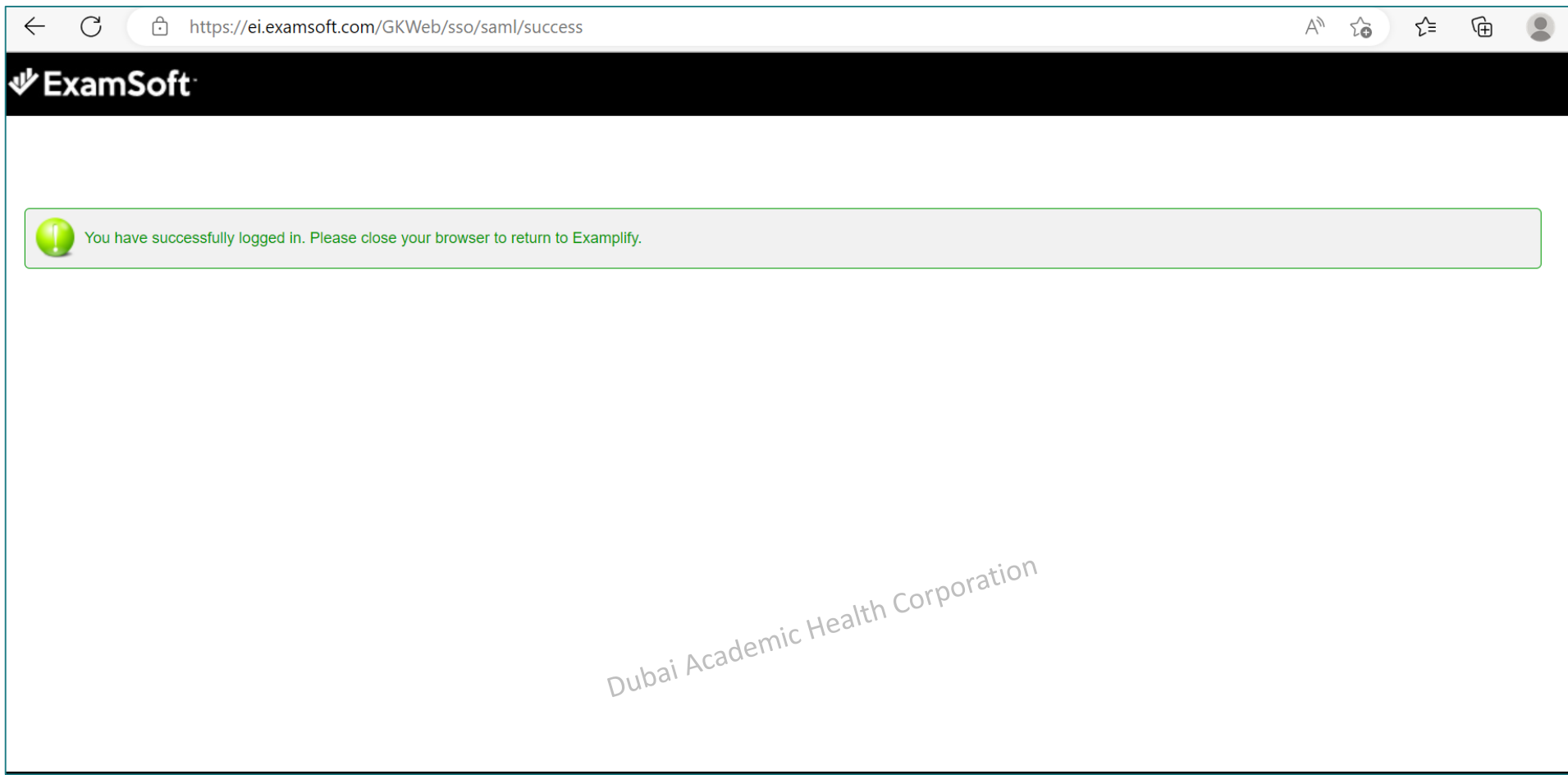
- ✓ Receive your profile data
Your profile data means your name, email address, and photo
- ✓ Collect and log your activity
Your activity data means your access, usage, and content associated with their apps and resources
- ✓ Use your profile data and activity data
This data may be used with your access and use of their apps and resources, as well as to create, control, and administer an account according to their policies

You should only accept if you trust MBRU. **MBRU has not provided a link to their privacy statement for you to review.** You can update these permissions at <https://myaccount.microsoft.com/organizations>
[Learn More](#)

This resource is not shared by Microsoft.

Cancel Accept

You will see the successful login screen, minimize the browser



Click on “Download Exam” to download the exam

The screenshot shows the Exemplify user interface. At the top, the header includes the Exemplify logo, the user's name 'Kevin The Minion - 201000001 - Mohammed Bin Rashid University of Medicine and Health Scienc...', a 'HOME MENU' dropdown, and 'NOTIFICATIONS' with a bell icon. The main content area is divided into two sections. On the left, under 'My Exams', there is a 'READY FOR DOWNLOAD' section with a table listing 'MOCKQuiz_No_Proctoring' as 'Ready For Download' with a download icon. On the right, the 'MOCKQuiz_No_Proctoring' exam details are shown, including a 'Download Exam' button. A red arrow points to this button. A watermark 'Dubai Academic Health Corporation' is visible at the bottom of the page.

My Exams

COMPLETED

MOCKEXAM D
Exam uploaded: 8/18/2022, 11:43:57 AM ✓

MOCKEXAM D

Download this exam file to prepare for your exam. Only download exams to the computer you will use to take the exam.
Multiple downloads available. You last uploaded this exam on 8/18/2022, 11:43:57 AM

Downloading **95%**

[Cancel Download](#)

Dubai Academic Health Corporation

[Refresh Exam List](#)

©2022 ExamSoft Worldwide LLC, All Rights Reserved.

Version 2.9.2 Expiration 03/26/2024

The exam password will be shared with you at the exam starting time.

The screenshot shows the Examplify web application interface. At the top, there is a blue header with the Examplify logo and user information: 'Valid test - 784197006410613 - Saudi Commission for Health Specialties'. On the right side of the header, there are links for 'HOME MENU' and 'NOTIFICATIONS'. The main content area is divided into a left sidebar and a main panel. The sidebar has two sections: 'My Exams' and 'Downloaded'. Under 'Downloaded', there is an entry for 'MOCKEXAM D' with the file name 'Exam File Downloaded' and the upload time '8/18/2022, 11:43:57 AM'. Under 'Completed', there is another entry for 'MOCKEXAM D' with the upload time '8/18/2022, 11:43:57 AM' and a green checkmark. The main panel displays the details for 'MOCKEXAM D', including the upload time and a prompt to enter the exam password. A text input field labeled 'Exam Password' and a green 'Enter' button are highlighted with a brown border. Below the password field is a link to 'Remove Exam Download'. The 'Exam Settings' section includes four toggleable options: 'Secure' (locked icon), '30 minutes' (clock icon), 'WiFi Off' (WiFi icon with a lock), and 'Navigate' (arrows icon). The 'Exam Details' section shows 'Instructor' as '-' and 'Posting ID #' as '2543238'. The 'Exam Tools' section shows 'Spell Check' (OFF), 'Copy & Paste' (OFF), 'Calculators' (ON), and 'Highlighting' (ON). A large, semi-transparent watermark 'Dubai Academic Health Corporation' is overlaid diagonally across the bottom half of the page. At the bottom of the page, there is a footer with '©2022 ExamSoft Worldwide LLC, All Rights Reserved.' on the left and 'Version 2.9.2 Expiration 03/26/2024' on the right. The Windows taskbar is visible at the very bottom, showing the search bar and system tray with the time '12:03 PM 18/08/2022'.

My Exams

- DOWNLOADED**
- MOCKEXAM D
Exam File Downloaded
Last Uploaded On: 8/18/2022, 11:43:57 AM
- COMPLETED**
- MOCKEXAM D
Exam uploaded: 8/18/2022, 11:43:57 AM ✔

MOCKEXAM D

Last uploaded on 8/18/2022, 11:43:57 AM


Please enter the exam password to start this exam.


EXAM PASSWORD


 Enter


[Remove Exam Download](#)

Exam Settings


Secure


30 minutes


WiFi Off


Navigate


Exam Details

Instructor	-
Posting ID #	2543238

Exam Tools

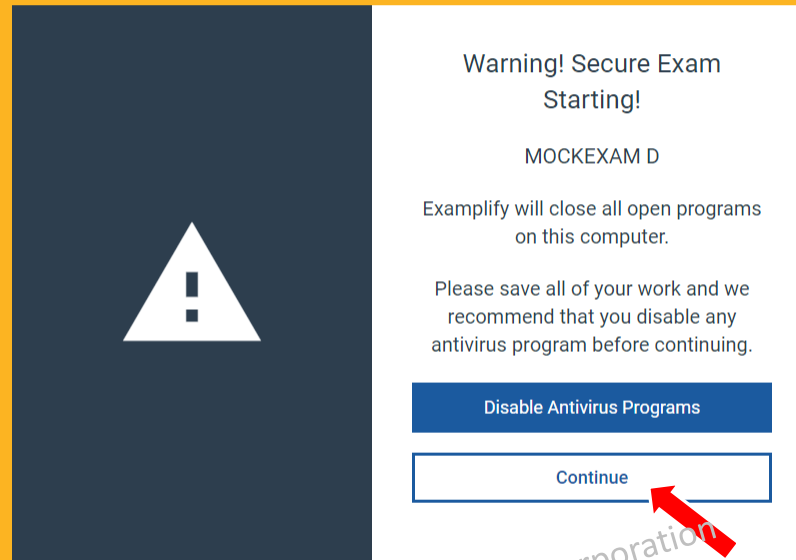
Spell Check	OFF
Copy & Paste	OFF
Calculators	ON
Highlighting	ON

Dubai Academic Health Corporation

 Refresh Exam List

©2022 ExamSoft Worldwide LLC, All Rights Reserved.

Version 2.9.2 Expiration 03/26/2024



Warning! Secure Exam Starting!

MOCKEXAM D

Exemplify will close all open programs on this computer.

Please save all of your work and we recommend that you disable any antivirus program before continuing.

Disable Antivirus Programs

Continue

A red arrow points to the 'Continue' button.

Dubai Academic Health Corporation

Return To Waiting

If you have not been instructed to start your exam, please go back to the previous page.

Go Back

Start Exam

By clicking the Start Exam button, you will be directed to your exam.

I am authorized to start my exam.

Start Exam



Dubai Academic Health Corporation

The screenshot shows the Examplify application interface. At the top, the window title is 'Examplify' and the status bar shows '100%' zoom and '11:47' time. The main header includes the Examplify logo, the exam title 'Mock_NonSecure_MC_S19 | TEST TEST STUDENT (0001), Exam #: 0001', and navigation options 'EXAM CONTROLS' and 'TOOL KIT'. Below the header, there is a 'FILTER' dropdown and a 'Question 8' dropdown with a 'FLAG QUESTION' button. The main content area displays the question text: 'Please select the answer to Question 8 below.' followed by 'Answers A - E' and five choice options: 'A Choice a', 'B Choice b', 'C Choice c', 'D Choice d', and 'E Choice e'. On the left side, a vertical list of question numbers (1-9) is shown, with question 8 highlighted in blue and outlined in red. At the bottom, a navigation bar contains '8 OF 10 QUESTIONS', 'VERSION 2W.0.0', and 'Previous' and 'Next' buttons. The 'Next' button is highlighted with a red box and a red arrow points to it from the right.

- You can navigate to different questions by either clicking “Next” or scrolling down and selecting specific questions.
- You can flag questions that you’d like to return to
- The Question number you’ve already answered will be filled in “Blue”
- Questions you’ve visited but haven’t answered will be outlined

Multiple Choice Exam

The screenshot shows the Exemplify exam interface. At the top, the browser window title is 'Exemplify' and the page header includes 'Mock_NonSecure_MC_S19 | TEST TEST STUDENT (0001), Exam #: 0001'. The main content area displays 'Question 8' with a 'FLAG QUESTION' button. Below the question, there are five answer choices labeled A through E. A red box highlights the right side of the interface, where each answer choice has a small circular icon: an eye icon for visible choices and a crossed-out eye icon for crossed-out choices. The 'Previous' and 'Next' buttons are visible at the bottom right of the interface.

Dubai Academic Health Corporation


- One of the features of Exemplify is to cross out answer choices. Clicking the eye will “cross-out” that particular choice. To undo this, click on the crossed-out text in the answer choice.
- **IMPORTANT:** You must still select an answer for your response to be counted. Crossing out is just a visual aide.

Hide Exam

The screenshot displays the Examplify application interface. At the top, the header shows 'Examplify' and 'Mock_Exam_Spring_2019_NonSecure_Essay | TEST TEST STUDENT (0001), Exam #: 0001'. On the left, a 'FILTER' sidebar is visible. The main content area shows 'Question 1' with a 'FLAG QUESTION' button and the instruction 'Please type the answer to Question 1 below.' Below this is an 'Essay Answer' field with a character count of '21 /100000 characters'. A rich text editor toolbar is positioned above the answer field, containing various formatting and editing tools. The 'EXAM CONTROLS' menu is open in the top right corner, with the 'Hide Exam' option highlighted by a red rectangular box. Other options in the menu include 'Exam Notices 1' and 'Submit Exam'. The bottom of the interface features a light blue footer with '1 OF 10 QUESTIONS', 'VERSION 1W.10.0', and a blue 'Next' button.


To block your Examplify window during an exam (i.e. during a restroom break), select “Exam Controls” then “Hide Exam.”

<p>Return To Exam</p> <p>By clicking this button, you will be directed back to the exam.</p> <p>Go Back</p>	<p>Submit Exam</p> <p>By submitting the exam, you will not be able to return to the exam.</p> <p><input checked="" type="checkbox"/> I confirm that I have completed my exam.</p> <p>Submit Exam</p>
---	--



Must click “**Submit Exam**” to upload your answers

Please don't leave the room until the next page appears to ensure your answers are uploaded.



Please Wait

Preparing your answer file	✓
Uploading answers	✓

Dubai Academic Health Corporation



Upload Complete

Your exam file has uploaded successfully.

[Leave Feedback](#)

[Return to Dashboard](#)




Dubai Academic Health Corporation

My Exams

COMPLETED

MOCKQuiz_No_Proctoring

Exam uploaded 

Completed: 2/15/2023, 1:20:42 PM

MOCKQuiz_No_Proctoring

You have completed this exam and successfully uploaded the exam

[Leave Feedback](#)

Preferences


License Agreement

Send Log Files

Settings

Help

Exam History

Logout 

important to know

What time should I log in to take the exam?

We recommend that you arrive in your exam room at least one hour early to allow ample time to log into the ExamSoft system and go through the verification of identity process.

When will the exam password be available for me?

The password is released when you are at your seat in your exam room.

Although you will have the exam on your computer, you will not be able to open the file until the password is released when you are at your seat in your exam room. This will be approximately 30 minutes before your exam start time.

What am I allowed to bring into the examination room?

You may bring a small transparent bottle of water into the examination.

Mobile phones, smartwatches and other electronic devices are not allowed in the exam room with you.

Can I wear headphones/earbuds and listen to music to help me to focus?


No headphones/earbuds are permitted during the exam period. No music or noise is allowed in the exam room.

How do I submit my answers once my exam is finished?

Once the examination is complete, Examplify will automatically upload your answer file.

You must upload your answer file immediately after exiting your exam. If you experience any upload issues, you must report those issues immediately to the proctor.

For safety purposes and to prevent spill water\ liquids on computer, do not keep any water or liquids on your computer's table. you can keep it on the floor near to you.



*Thank
You*