



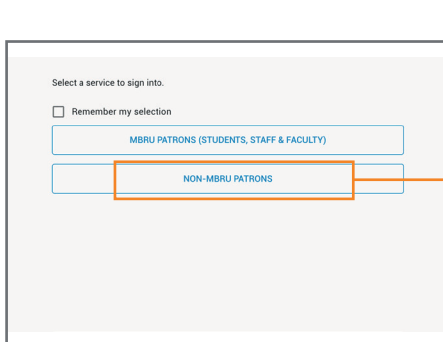
# QUICK GUIDE

## How to Set/Reset Password

Only applicable to Non-MBRU Patrons

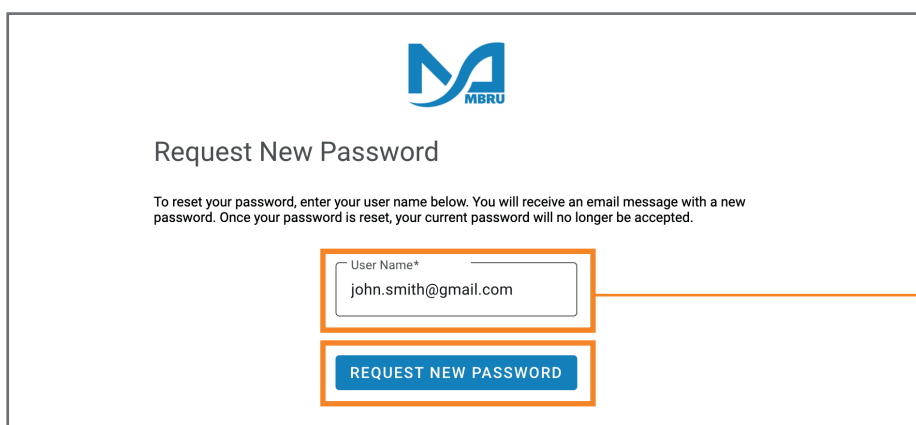
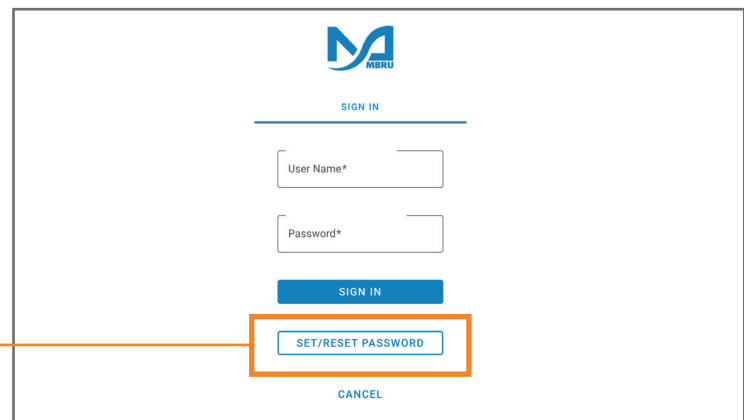


- 1 Go to the Library's website [mbru.ac.ae/library](http://mbru.ac.ae/library)
- 2 On the top right corner, click on "My Account"



- 3 If you are an adjunct faculty or not having MBRU email then select "Non-MBRU Patrons" tab to set/reset your library password

- 4 Click on "SET/RESET PASSWORD" option to change or set a new password



- 5 Enter your username and click on "Request New Password" (Username will be your registered email address)

After submitting request, you will receive an email with link for changing password.