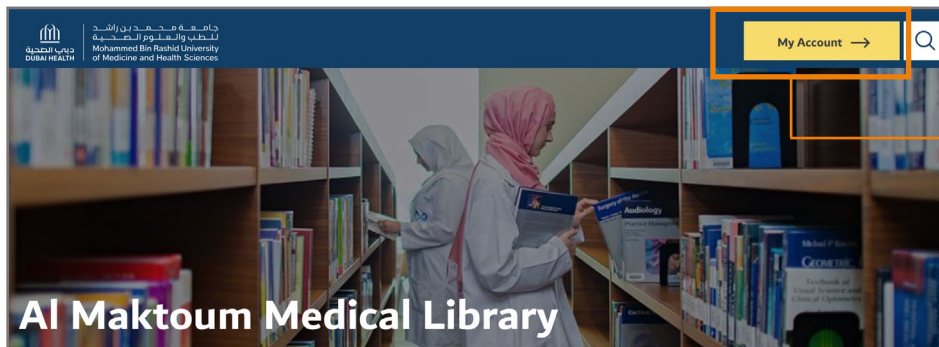


QUICK GUIDE


How to request an article

Option 1: WorldCat Discovery



- 1 Go to the Library website mbru.ac.ae/library
- 2 On the top right corner, click on "My Account"

3 Authentication



MBRU Patrons

If you are a full time MBRU faculty or student or staff having MBRU email then select "MBRU Patrons" tab and login using university email and password.

For example;

Username: (firstname.lastname@mbru.ac.ae)

Password: (your MBRU email password)

Non-MBRU Patrons

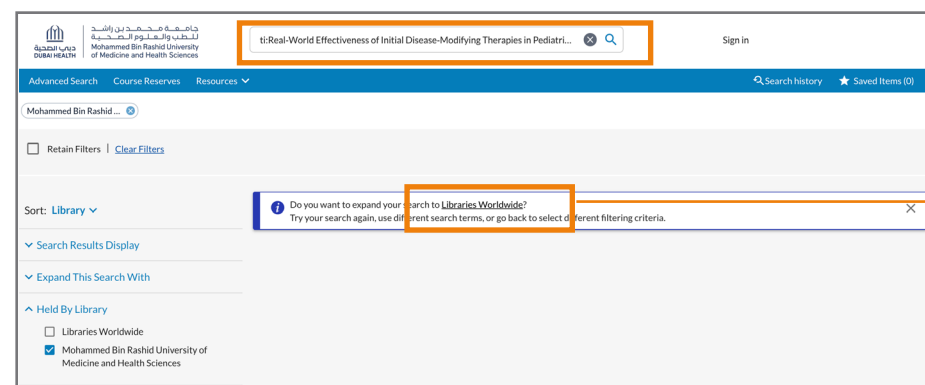
If you are an adjunct faculty or not having MBRU email then select "Non-MBRU Patrons" tab and login with your registered email and password.

For example;

Username: johnsmith@gmail.com (your email provided for the library registration)


Password: (your password)

If you do not remember your password, you may click on "SET/RESET PASSWORD" option to reset your password

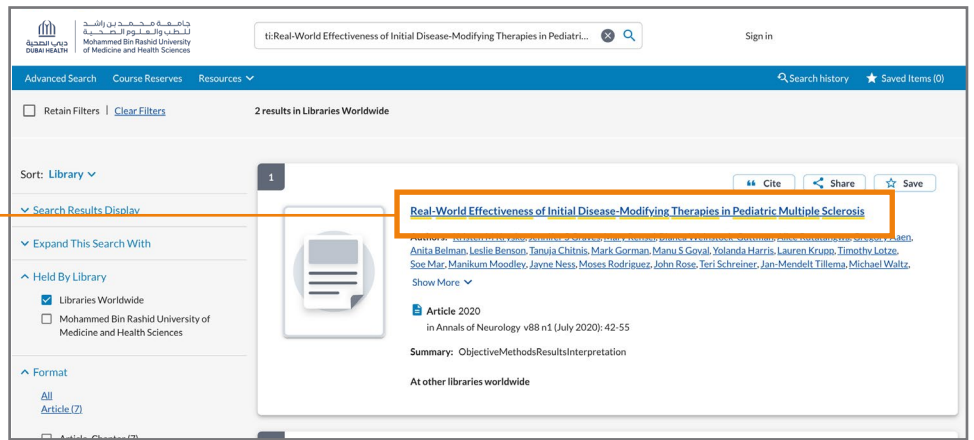


- 4 Search for the article

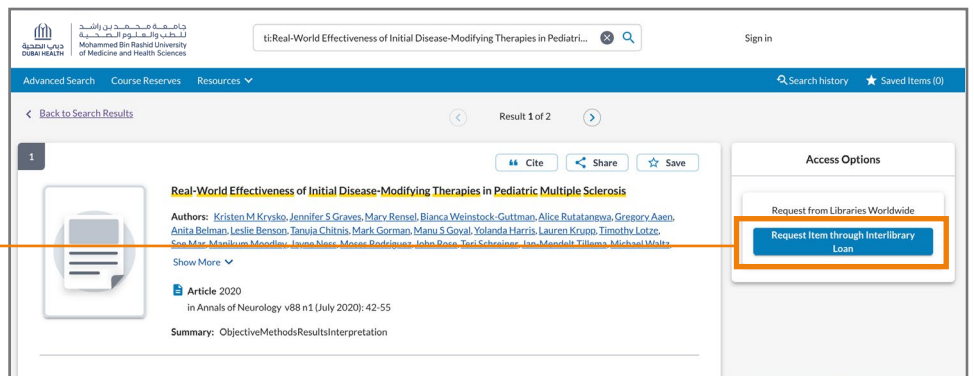
- 5 If article is not available, you may expand your search to "Library Worldwide"



6 You may click on the article title to view the full details about the article and to place article request




7 Click on "Request Item through Interlibrary Loan" button to send a request to the library for the full text.




8 Provide a date for article delivery.

Minimum 2 days required for the article delivery.

9 Click on "Submit Request" button to submit the article request form.



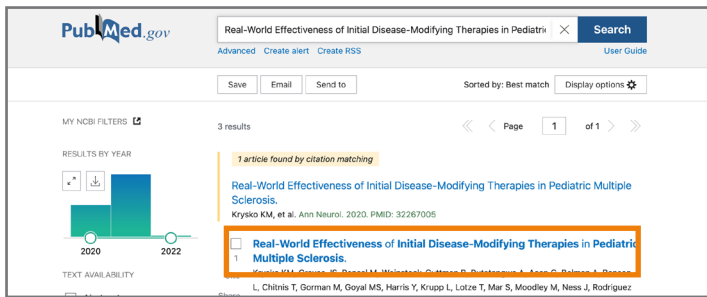
Option 2: PubMed



1 Go to the Library website
mbru.ac.ae/library

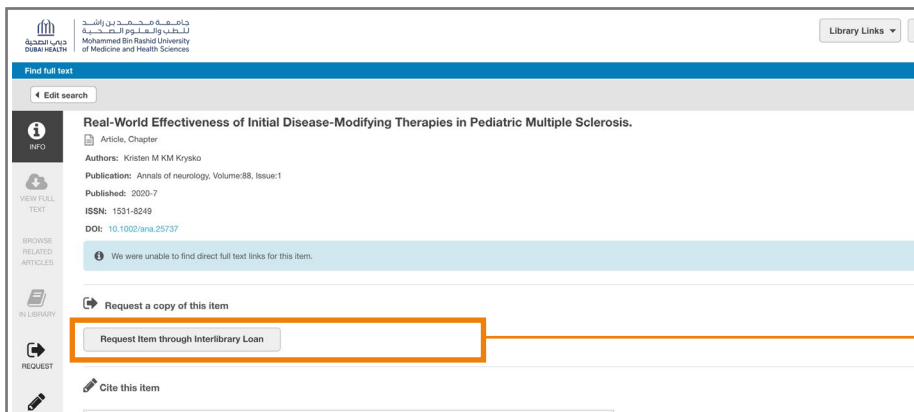
2 Click on "Databases"
select "PubMed" from the
dropdown menu

3 Search for the article



4 Click on "MBRU Full-Text" icon which will
verify the availability of the article in the
library collection.

If full-text is available, you will be re-directed to the
article page.



5 If full text is not
available, you may submit article
request form by clicking on
"Request Item through Interlibrary
Loan" button.